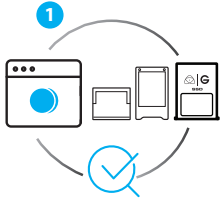




CLINTON HARN

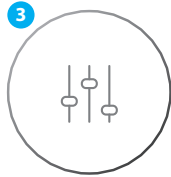
Tips



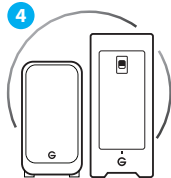
1 Verify all your data. Ingest footage or raw images using ShotPut Pro™ or a data verification software.



2 Create a project folder template that includes all folder categories such as project, audio, titles, renders, photos, etc.



3 Use duplication software to housekeep all data including redundant backups. This eliminates unnecessary, multiple & identical files & frees up drive space.



4 Use drive enclosures that provide their own hardware RAID. This takes the load off of your computer's processors.

G-Team members are leaders in their respective fields who use G-Technology products in their day-to-day work lives. G-Team members are compensated for their participation.

G-Technology and the G-Technology logo are registered trademarks of Western Digital Corporation or its affiliates in the United States and/or other countries. ShotPut Pro is a trademark of Imagine Products, Inc. Other trademarks may be the property of their respective owners. ©2016 Western Digital Corporation and its affiliates. R0 9/16

